



# Self-Priming Centrifugal Pumps

Gas Engine-Driven



1572-SPX



1573-SPX



1573-SPC

## FEATURES & BENEFITS:

- Rugged, reliable, long life Honda engine that offers low maintenance with ease of operation. Option of either commercial grade GX series, or consumer grade GC series.
- Oil alert prevents engine seizing when oil level is too low.
- Aluminum housing is ideal for de-watering and transfer applications and for fluids compatible with pump materials.
- Open impeller can handle solid particles in suspension up to 3/8" diameter.
- Self-priming capabilities with maximum suction lift up to 28 feet.
- Easily handles high capacity liquid transfer jobs with flow rates up to 280 gpm.
- Buna mechanical seal and inlet valve for longevity and reliability in most applications.

# Self-Priming Centrifugal Pumps

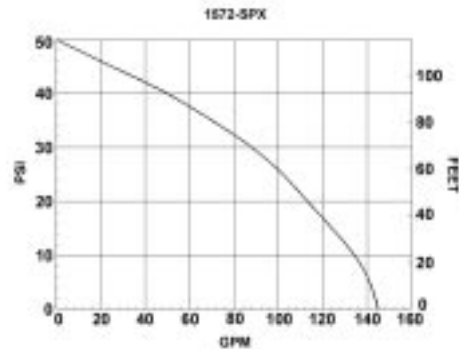
## SPECIFICATIONS

### Models and Performance Information

#### Model 1572-SPX

A 2" NPT by 2" NPT self-priming centrifugal pump powered by a Honda GX120 4.0 HP gas engine with oil alert. Comes complete with base, tubular bar frame and suction strainer.

- Max Flow Rate: 145 gpm
- Max Pressure: 50 psi

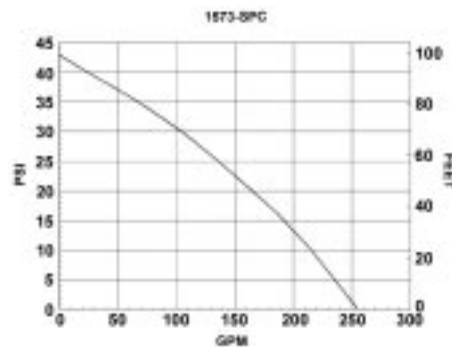


Model 1572-SPX	0 PSI	5 PSI	10 PSI	15 PSI	20 PSI	25 PSI	30 PSI	35 PSI	40 PSI	45 PSI	50 PSI
	GPM	GPM	GPM	GPM	GPM	GPM	GPM	GPM	GPM	GPM	GPM
	145	141	133	125	114	102	87	70	51	24	0

#### Model 1573-SPC

A 3" NPT by 3" NPT self-priming centrifugal pump powered by a Honda GC160 5.0 HP gas engine with oil alert. Comes complete with base, tubular bar frame and suction strainer.

- Max Flow Rate: 255 gpm
- Max Pressure: 43 psi

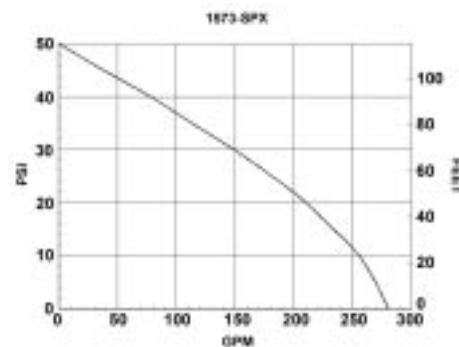


Model 1573-SPC	0 PSI	5 PSI	10 PSI	15 PSI	20 PSI	25 PSI	30 PSI	35 PSI	40 PSI	43 PSI
	GPM	GPM	GPM	GPM	GPM	GPM	GPM	GPM	GPM	GPM
	255	236	216	191	165	136	105	68	29	0

#### Model 1573-SPX

A 3" NPT by 3" NPT self-priming centrifugal pump powered by a Honda GX160 5.5 HP gas engine with oil alert. Comes complete with base, tubular bar frame and suction strainer.

- Max Flow Rate: 280 gpm
- Max Pressure: 50 psi



Model 1573-SPX	0 PSI	5 PSI	10 PSI	15 PSI	20 PSI	25 PSI	30 PSI	35 PSI	40 PSI	45 PSI	50 PSI
	GPM	GPM	GPM	GPM	GPM	GPM	GPM	GPM	GPM	GPM	GPM
	280	268	255	233	211	181	149	115	77	46	0

Performance data is based on testing with water and will vary depending on the weight and/or viscosity of the fluid.



A WICOR COMPANY

**SPRAY GROUP**

375 Fifth Avenue NW • New Brighton, MN 55112-3288  
 Phone: (651) 766-6300 • 800-424-9776 • Fax: 800-323-6496

[www.hypropumps.com](http://www.hypropumps.com)