



HYPRO®

SPRAY PRODUCTS

Stainless Steel Triplex Plunger Pumps

2535S & 2545S High Flow, High Performance Pumps



Shown with optional mounting kit
(Kit P/N 3430-0645)

FEATURES & BENEFITS:

- Standard 100% 316 stainless steel head and two-piece manifold resist washout and corrosion
- Maximum operating specifications of:
 - 2535S: 38 GPM @ 1200 PSI @ 800 RPM
 - 2545S: 47 GPM @ 1200 PSI @ 800 RPM
- Oversized crankshaft, bearings and bronze connecting rod can handle the abuse of cold start-ups and intermittent operation
- Innovative cartridge design allows for easy service access by bringing all of the maintenance toward the front
- Stepped plunger rod between plunger guide and oil seal eliminates seal failure due to plunger rod wear
- Self-adjusting, spring-loaded, double V-packings maintain constant high pressure seal compression and extend seal and plunger life
- Best warranty in the industry with a lifetime on the stainless steel head and five years on material and workmanship



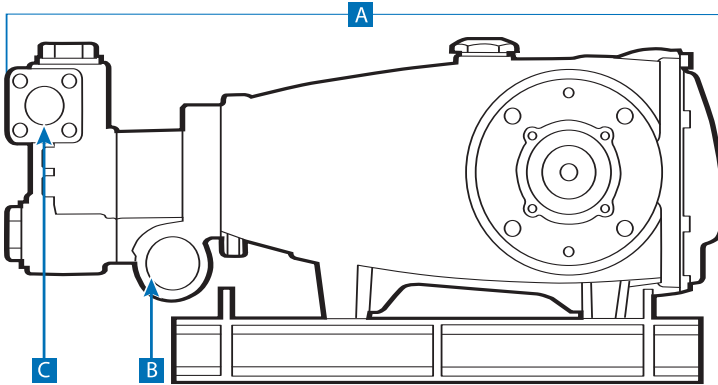
The Hypro stainless steel series triplex plunger pump is designed for durability, top performance, and convenient servicing.



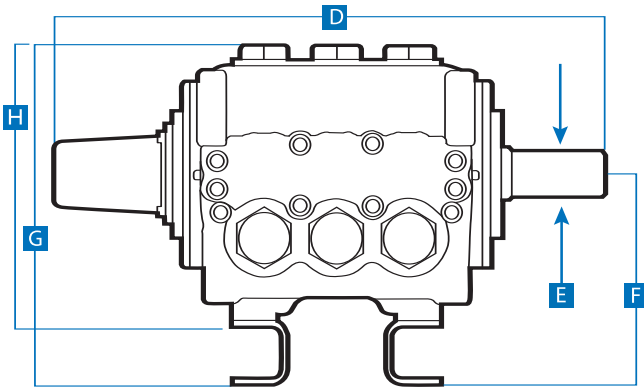
100% 316 Stainless Steel head provides superior life over brass and nickel-plated heads.

2535S Triplex Plunger Pump

SPECIFICATIONS

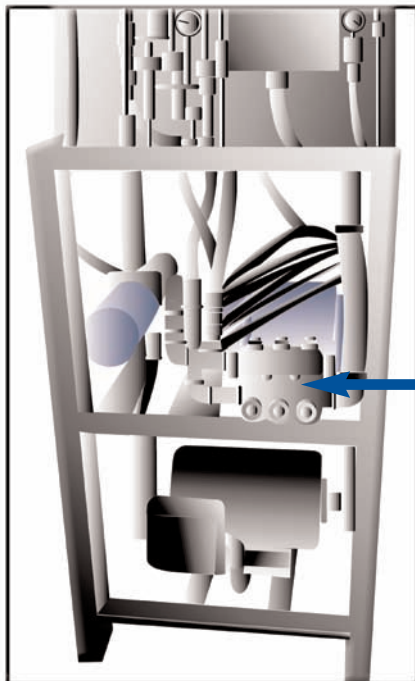


Dimensions		
	Standard	Metric
A	24-1/8"	613 mm
B	1-1/2" NPT Port (2)	
C	1" NPT Port (2)	
D	18-9/16"	471 mm
E	35 mm Diameter Shaft	
F	7-1/16"	179 mm
G	11-9/16"	294 mm
H	9-13/32"	239 mm



2535S Performance							
PSI	800		1000		1200		
RPM	GPM	HP	GPM	HP	GPM	HP	
400	19.8	11.2	19.7	13.0	19.5	15.2	
500	24.3	13.1	24.2	15.8	24.1	18.8	
600	29.2	15.3	29.2	28.8	29.0	22.2	
700	33.6	18.1	33.5	22.2	33.5	25.8	
800	39.1	20.0	38.0	25.0	38.0	29.8	

2545S Performance							
PSI	800		1000		1200		
RPM	GPM	HP	GPM	HP	GPM	HP	
400	24.4	13.2	24.2	16.0	24.1	18.9	
500	30.4	16.1	30.3	19.6	30.2	23.1	
600	36.5	19.2	36.5	23.2	36.4	27.5	
700	42.1	22.1	42.1	27.1	42.0	32.3	
800	46.8	25.1	46.8	30.4	46.7	36.1	



Hypro's innovative design features allow for easy installation into most brands of car washes. The pump carries the same mounting configurations as the leading competitors and is a drop-in replacement for the CAT PUMPS® 3535 & 3545. Base rails are also available for applications that require some modifications.

 **Pentair Water**
FLOW TECHNOLOGIES GROUP
 375 Fifth Avenue NW • New Brighton, MN 55112
 Phone: (651) 766-6300 • 800-424-9776 • Fax: 800-323-6496
www.hypropumps.com