

9047C Centrifugal Pump PTO-driven up to 540 rpm



Part number: 9047C



Part number: 9047C -SP

A high performance and robust pump that is driven by the tractor PTO, making it ideal for trailed sprayers. Available with a 6-spline external drive shaft to fit a standard PTO connection. A self-priming option is available or the 9047C pump can be used with Hypro's Self-Priming Adaptor.

FEATURES AND BENEFITS

- High flow performance up to 800 litres per minute. Ideal for fast tank filling and high volume, high speed spraying such as of liquid fertiliser applications. Maximum pressure 11.5 bar
- Manufactured from cast iron with a glass-filled nylon impeller and Life Guard[®] seals for increased life and dry run protection
- Allows the use of a single high performance pump for tank filling and spraying
- 2" (50 mm) NPT inlet and 1½" (38 mm) NPT outlet
- Self-priming option allows priming from a negative head, up to 4.5 metres lift. Alternatively use with Hypro's Self-Priming Adaptor for fast self-priming and up to 7 metres lift.
 - 1530-0024S - 2" (50 mm) SPA with NPT thread
 - 1530-0025S - 1½" (38 mm) SPA with BSP thread

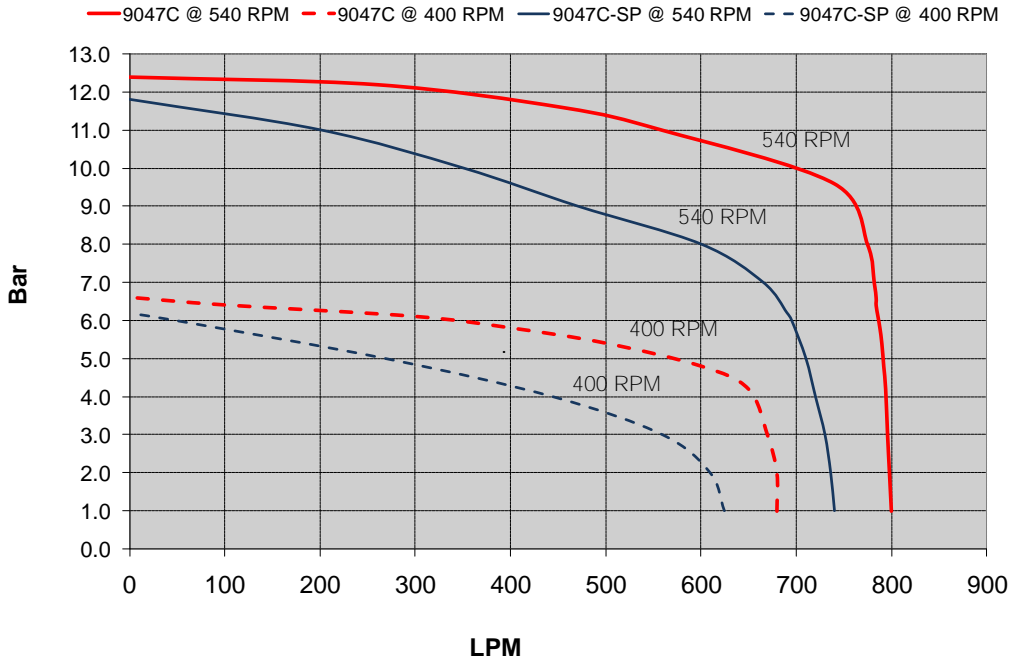


Hypro gear-driven centrifugal pumps are ideal for use with large trailed sprayers

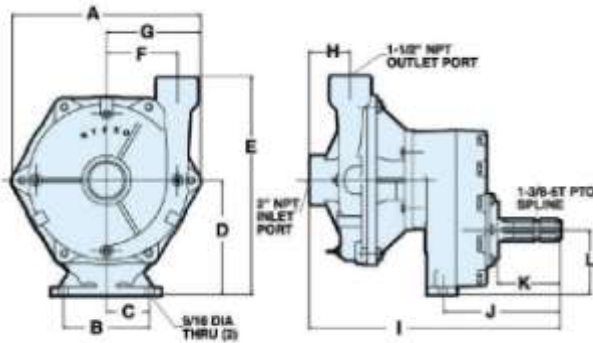


Standard on 9047C and 9047C-SP models

Performance information

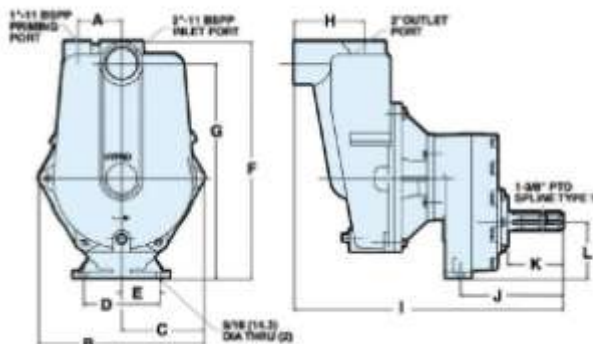


9047C



Dimensions	
Inches	mm
A	12.00 304.8
B	5.50 139.7
C	2.75 69.9
D	7.50 185.4
E	13.90 353.1
F	4.53 115.1
G	6.00 152.4
H	2.56 65.0
I	15.97 405.6
J	7.44 189.0
K	4.00 101.6
L	4.13 104.9

9047C-SP



Dimensions	
Inches	mm
A	3.19 81.0
B	12.00 304.8
C	6.00 152.4
D	55.00 139.7
E	2.75 69.9
F	17.18 436.4
G	15.63 396.7
H	5.06 128.7
I	19.47 494.8
J	7.44 188.9
K	4.00 101.6
L	4.13 104.8

